
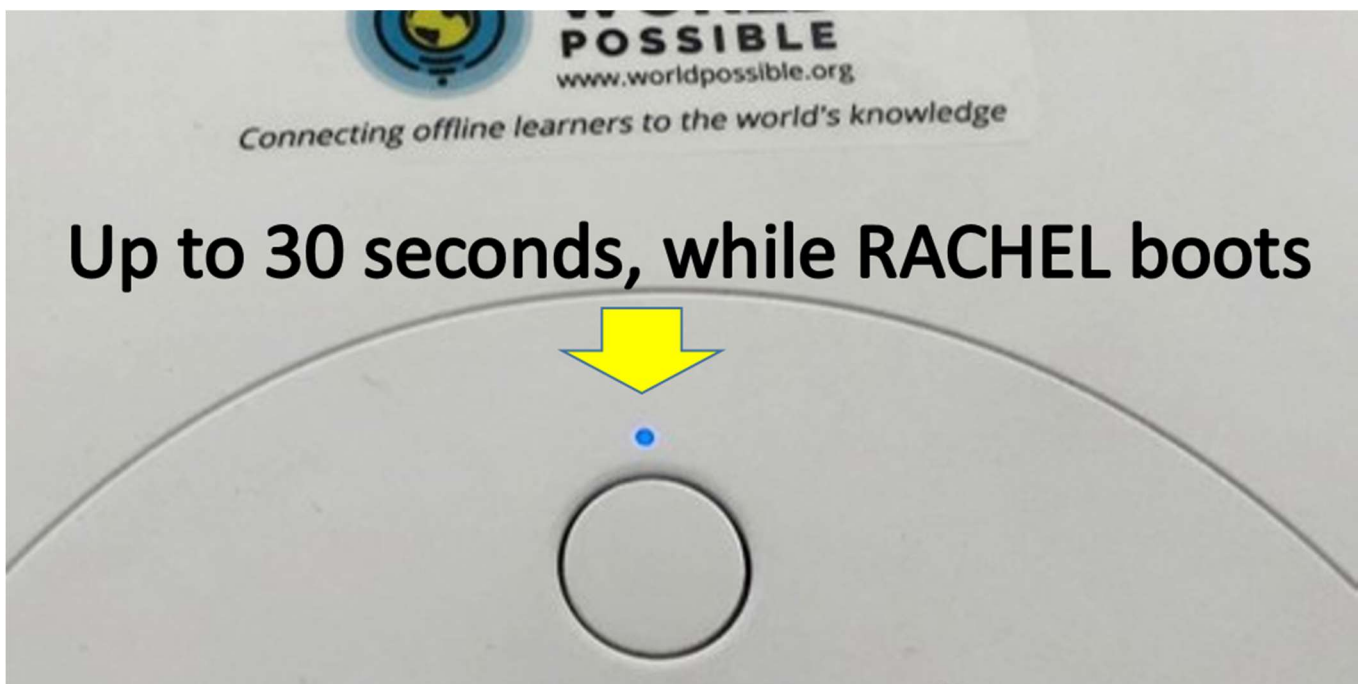


RACHEL – Plus Quick Start - Support available at
<http://community.rachelfriends.org>

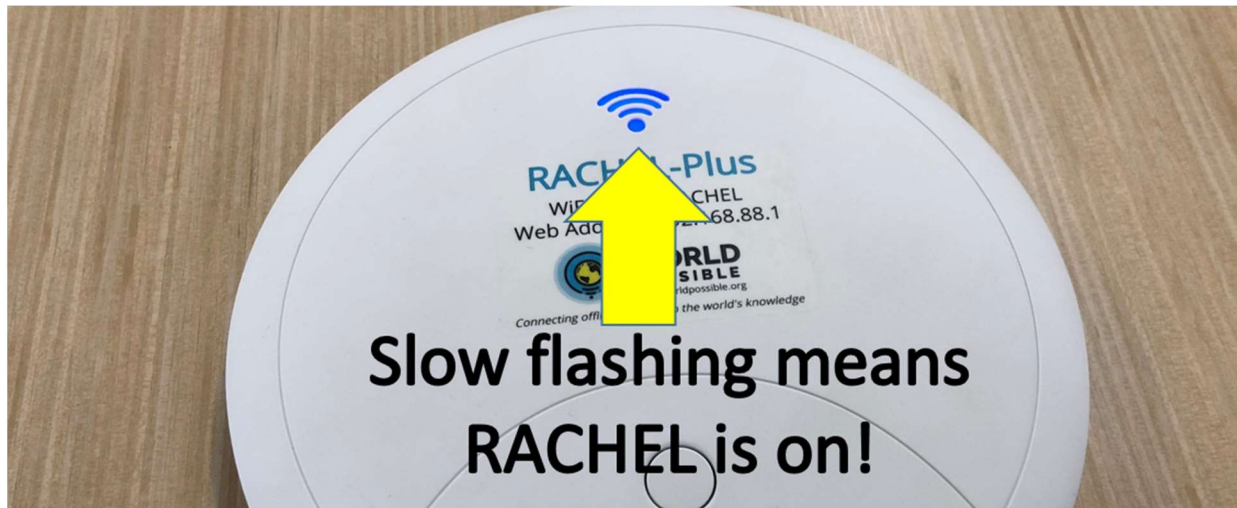
1. Push and hold down RACHEL's on button for **10 seconds** or until the blue dot turns on.



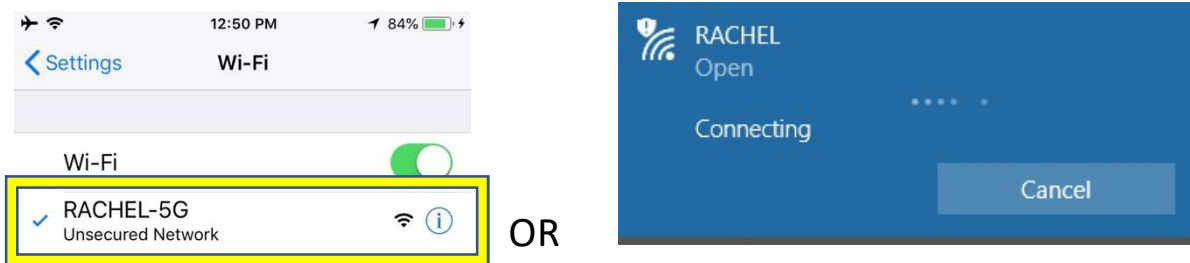
2. Small blue dot will illuminate for **30 seconds** until RACHEL activates.



3. When booted, RACHEL's Wi-Fi signal light will flash slowly, you can now connect to the RACHEL wireless signal from your computer. It can take **3 minutes after flashing for all content to be ready!**



4. Use your computer, tablet, laptop, or phone's Wi-Fi to connect to RACHEL-5G (preferred), or RACHEL, Wi-Fi signals.



5. Open your web-browser (Chrome, Firefox, Internet Explorer, or Safari) and navigate to RACHEL homepage (192.168.88.1)



From here, you can access all of the content on your RACHEL device.

Other notes: You can navigate to 192.168.88.1:8090 to upload your content. The login to the content upload portal is teacher / teacher.

LAN: 203.30.1.1
WIFI: 192.168.88.1
Battery: [full icon]

Admin

HOME ABOUT

RACHEL-Plus Lesson Planner and Content Storage
Add your own content to RACHEL-Plus

[View and Upload Content](#) [RACHEL-Plus Video Overview](#)
[Device Administrator Login](#)

Content Hub
Lesson Planner

Help Login

Home Lessons Library Search Library...

Featured Lessons

[View all lessons](#)

Here, a teacher can upload content for students to view

Content Hub
Lesson Planner

Manage Student View Help Logout

Home Lessons Library Search Library...

Preloaded Content (95) My Uploaded Content (0) Add to Lesson Upload Content

Showing 1 - 10 of 95 results Sort by: [title](#) [date](#)

A Balanced Diet
FILE Learn the names and sources of food types needed in a balanced diet and the different uses of fo...

Acid Base Reactions
FILE Understand how different bases react with acids and write word equations for the reactions. Learn...

Acids, Alkalis and Indicators
FILE Learn how to use indicators to classify solutions as acidic, alkaline or neutral.

Aerobic Respiration
FILE Describes and explains aerobic respiration.

Anaerobic Respiration
FILE Describes and explains anaerobic respiration. Includes progress question.

Analogue and Digital Signals
FILE Explain the difference between analogue and digital signals.

Angle Types
FILE Learn how to recognise different types of angle - acute; obtuse and reflex.

Filter by Category

- Uncategorised
- Biology
- Chemistry
- Maths
- Physics

Filter by Tag

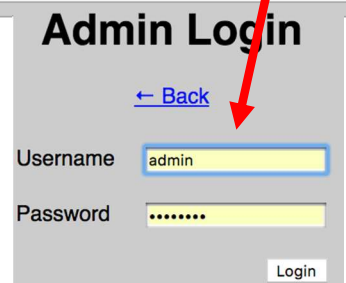
biology blood cell chemistry energy food light maths oxygen physics properties reaction reactions science sound structure system uses water waves

Allow student access to library?
No Yes

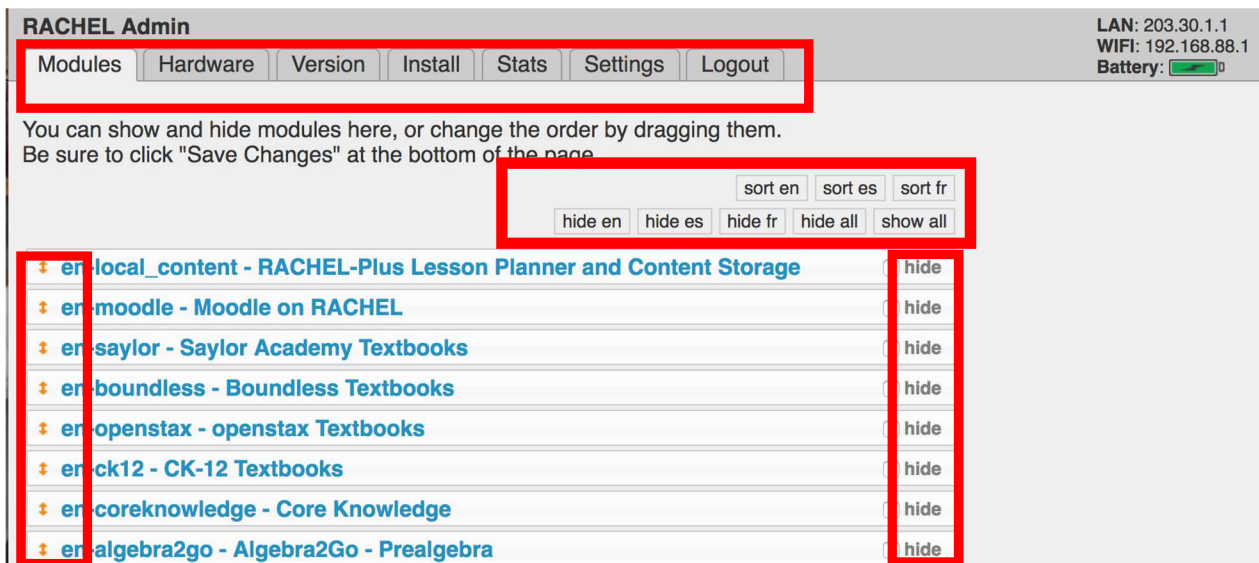
1. Choosing Content and other Admin duties: Log into Admin



User Name / Password ----- Admin / Rachel+1



The RACHEL-Plus Content Admin Portal Browser (192.168.88.1/admin.php)



2. On the Modules tab, you can sort, hide, or rearrange the modules on your device, so that other users can or cannot see content when they go to the RACHEL homepage. Click Save when finished.

3. On the Hardware tab, you can view available storage, and shutdown the device. Select **Advance Hardware Control** to turn Internet Off and assess networking security settings.

RACHEL Admin


Modules **Hardware** Version Install Stats Settings Logout

Storage Usage

Location	Size	Used/Available	Percentage
/media/RACHEL	917G	312G / 559G	36%

System Shutdown

RACHEL-Plus



To safely shut down, just press the power button for one second and release. The unit will power off after a few moments.

You can also shut down or restart here:

Shutdown Restart

Advanced Hardware Control

To modify advanced hardware settings (WiFi, DHCP, Firewall, etc.) please [click here](#)

Note: The settings in the advanced hardware control can cause your RACHEL to stop working. Do not change unless you know what you are doing.

4. For advance users - You can also increase security by reviewing the Wireless setting. You can set MAC addresses of your computers to access only into RACHEL.

CMAL-a788 Welcome, admin
Log out

Overview
System Log
System
Guest Logins
Teacher Account
Backup / Upgrade
Interfaces
General Settings
Wireless
DNS & DHCP
Firewall

2.4G Wireless Settings [5G Wireless Settings](#)

2.4G WiFi device

Wireless Mode 802.11 b/g/n mixed - 2.4GHz

Channel Auto

Bandwidth Channel 40MHz channel

Device interfaces

SSID RACHEL

Encryption No encryption

User Limit 51
simultaneous users (Range: 0~51, Default:51, Enter 0 for no limit)

MAC filter No MAC filtering

Allow only the following MAC addresses to connect

MAC Address

© 2017 Elitegroup Computer Systems. All Rights Reserved.